

FIGURE 33-1
Section of Working
Drawing with
No Hierarchy of
Graphic Content.

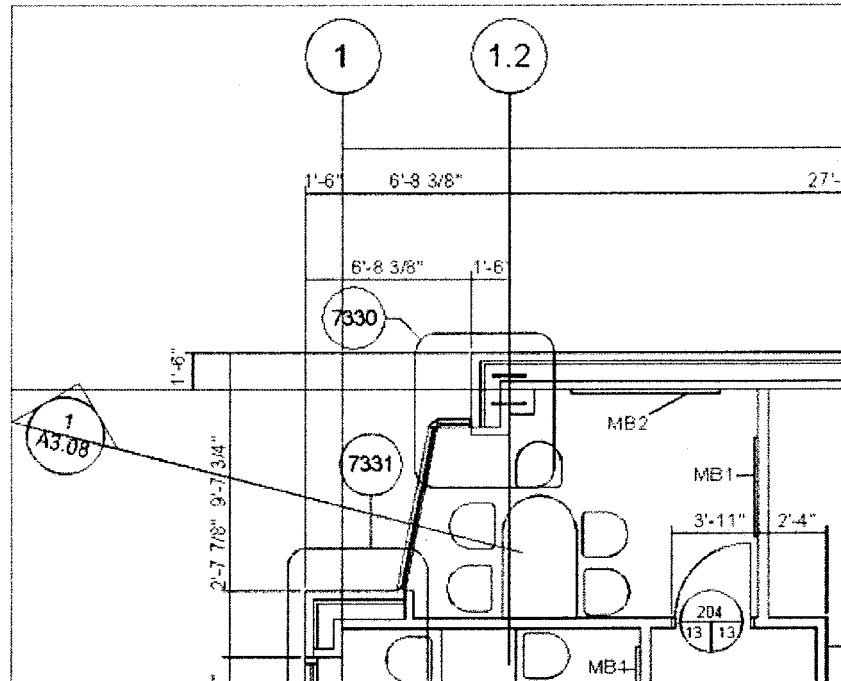
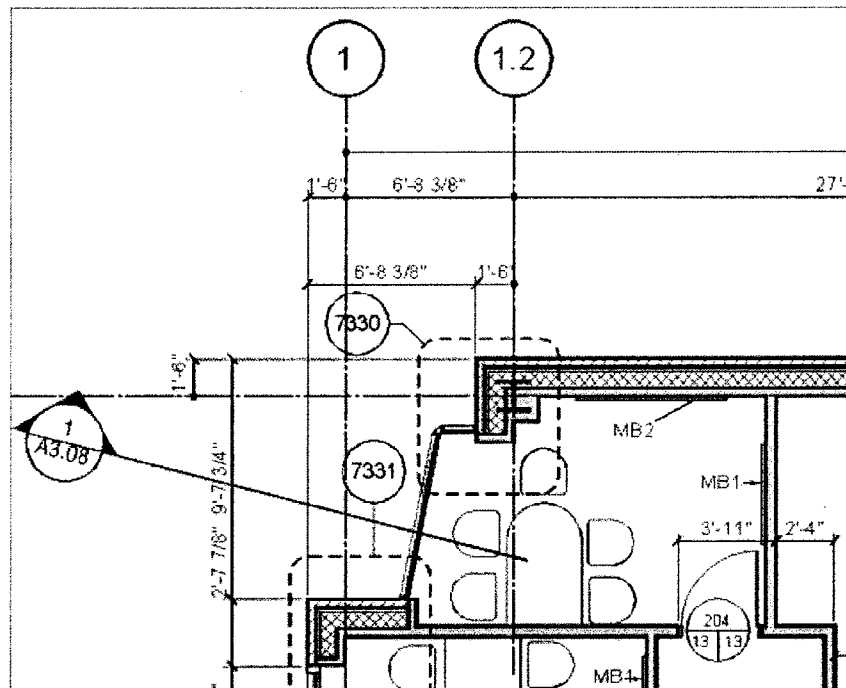
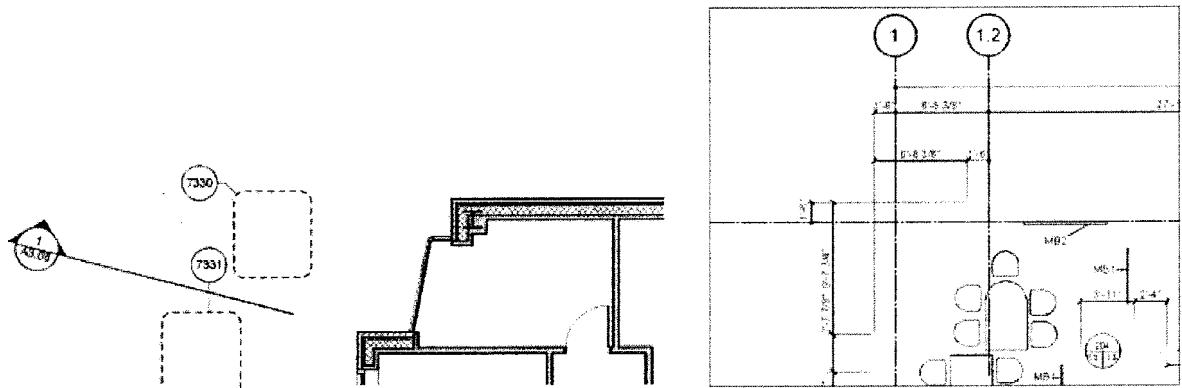


FIGURE 33-2
Section of Working
Drawing Showing a
Three-Level Hierarchy of
Graphic Content.



**Highest Level**

Includes symbols to designate enlarged plans, sections and details.

Middle Level

Includes exterior walls, doors, windows, partitions, stairs, etc.

Lowest Level

Includes general text, dimensions, general symbols for doors, partition types, equipment, furniture, etc.

FIGURE 33-3
Same Section of
Working Drawing with
Different Graphic
Content Levels.

be considered on the *lowest* level of the hierarchy. However, the architectural graphics of the middle level should remain clear. The *highest* level of the hierarchy should include references to larger-scale information, such as enlarged floor plans at $1/4" = 1'-0"$ or wall sections at $3/4" = 1'-0"$. Figure 33-1 is an example of a section of a working drawing with no hierarchy of graphic content. Compare this to Figure 33-2, which reflects the three-level hierarchy of graphic content. Figure 33-3 shows three illustrations of the same section of floor plan separated into the *lowest*, *middle*, and *highest* levels.